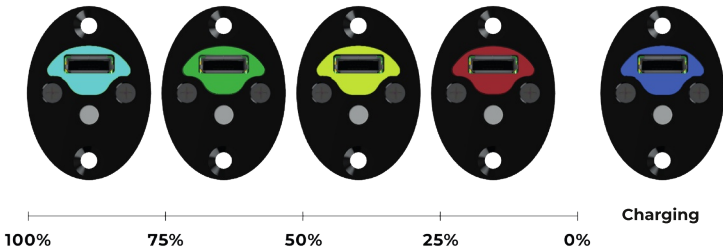




# USAGE INSTRUCTIONS BATTERY MANAGEMENT SYSTEM



**1. START :** Connect the jack, a click on the button will turn on the B.M.S and show the amount of battery remaining.



**CHARGE :** Recharge regularly to improve the life of the batteries.



**2. STOP :** Disconnect the jack, the B.M.S goes to sleep and conserves the batteries.



**NOTICE :** Flash this code or go to our website section: «Technical Documents» to access the installation instructions



**3.**

**4.**